


- High Temperature and Low Light Performance
- 5-Year Limited Product Warranty
- Limited Power Output Warranty:
92% at 10 years, 84% at 20 years, 80% at 25 years (of minimum power)
- Quick-Connect Terminals and Adhesive Backing
- Bypass Diodes for Shadow Tolerance



Performance Characteristics

Rated Power (P_{max}): 136 Wp
Production P_{max} Tolerance: $\pm 5\%$

Construction Characteristics

Dimensions: Length: 5486 mm (216"), Width: 394 mm (15.5"), Depth: 4 mm (0.2"),
16 mm (0.6") including potted terminal housing assembly
Weight: 7.7 kg (17.0 lbs)
Output Cables: 4 mm² (12 AWG) cable with weatherproof DC-rated quick-connect terminals
560 mm (22") length
Bypass Diodes: Connected across every solar cell
Encapsulation: Durable ETFE high light-transmissive polymer
Adhesive: Ethylene propylene copolymer adhesive sealant with microbial inhibitor
Cell Type: 22 triple junction amorphous silicon solar cells 356 mm x 239 mm
(14" x 9.4") connected in series

Qualifications and Safety



UL 1703 Listed by Underwriters Laboratories for electrical and fire safety (Class A Max. Slope 2/12, Class B Max. Slope 3/12, Class C Unlimited Slope fire ratings) for use in systems up to 600 VDC.



IEC 61646 and IEC 61730 certified by TÜV Rheinland for use in systems up to 1000 VDC.

Laminate Standard Configuration

Photovoltaic laminate with potted terminal housing assembly with output cables and quick-connect terminals on top.

Application Criteria*

- Installation temperature between 10 °C - 40 °C (50 °F - 100 °F)
- Maximum roof temperature: 85 °C (185 °F)
- Minimum slope: 3° (1/2:12)
- Maximum slope: 60° (21:12)
- Approved substrates include certain membrane and metal roofing products.
See United Solar for details.

*Detailed installation requirements are specified in United Solar's installation manuals.



Flexible



Lightweight



Durable



No-Glass



Shadow Tolerant



More kWh

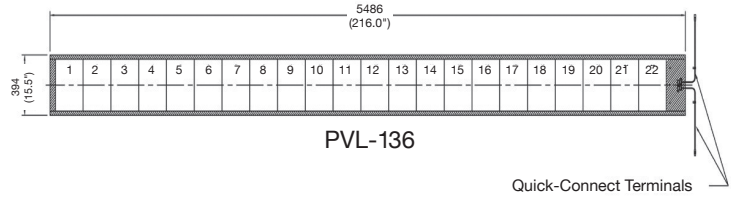
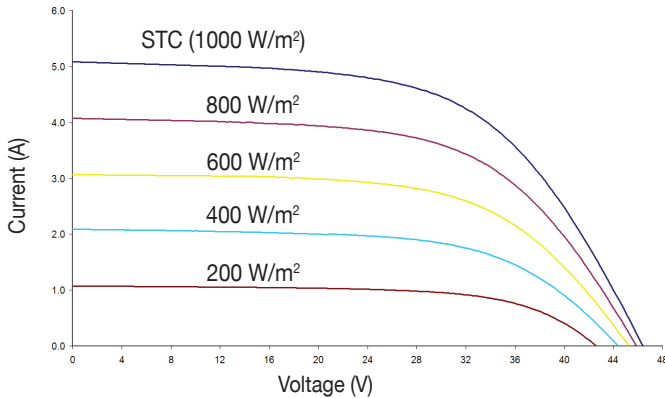


High Temp Performance



Low Light Performance

IV Curves at various Levels of Irradiance at Air Mass 1.5 and 25 °C Cell Temperature



All measurements in mm
Inches in parentheses
Tolerances: Length: ± 5 mm (1/4"), Width: ± 3 mm (1/8")

Electrical Specifications

STC

(Standard Test Conditions)
(1000 W/m², AM 1.5, 25 °C Cell Temperature)

Maximum Power (P_{max}): 136 W
Voltage at P_{max} (V_{mpp}): 33.0 V
Current at P_{max} (I_{mpp}): 4.13 A
Short-circuit Current (I_{sc}): 5.1 A
Open-circuit Voltage (V_{oc}): 46.2 V
Maximum Series Fuse Rating: 10 A (UL), 8 A (IEC)

Temperature Coefficients

(at AM 1.5, 1000 W/m² irradiance)

Temperature Coefficient (TC) of I_{sc}: 0.001/K (0.10%/°C)
Temperature Coefficient (TC) of V_{oc}: -0.0038/K (-0.38%/°C)
Temperature Coefficient (TC) of P_{max}: -0.0021/K (-0.21%/°C)
Temperature Coefficient (TC) of I_{mpp}: 0.001/K (0.10%/°C)
Temperature Coefficient (TC) of V_{mpp}: -0.0031/K (-0.31%/°C)
 $y = y_{reference} \cdot [1 + TC \cdot (T - T_{reference})]$

Notes:

- During the first 8-10 weeks of operation, electrical output exceeds specified ratings. Power output may be higher by 15%, operating voltage may be higher by 11% and operating current may be higher by 4%.
- Production tolerance for P_{max} at standard test conditions (STC) is +/-5% and for other electrical parameters is +/-10%. Electrical specifications are based on measurements performed at standard test conditions of 1000 W/m² irradiance, Air Mass 1.5, and cell temperature of 25 °C after stabilization.
- Actual performance may vary up to 10% from rated power due to low temperature operation, spectral and other related effects. Maximum system open-circuit voltage not to exceed 600 VDC per UL, 1000 VDC per IEC regulations.
- Specifications subject to change without notice.

NOCT

(Nominal Operating Cell Temperature)
(800 W/m², AM 1.5, 1 m/sec. wind)

Maximum Power (P_{max}): 105 W
Voltage at P_{max} (V_{mpp}): 30.8 V
Current at P_{max} (I_{mpp}): 3.42 A
Short-circuit Current (I_{sc}): 4.1 A
Open-circuit Voltage (V_{oc}): 42.2 V
NOCT: 46 °C

Global Headquarters

United Solar Ovonic LLC
3800 Lapeer Road
Auburn Hills, MI 48326
Tel: +1.248.293.0440
Fax: +1.248.364.5678
Toll Free (USA): +1.800.528.0617
info@uni-solar.com

European Headquarters

United Solar Ovonic
Europe SAS
Tour Albert 1er
65, avenue de Colmar
92507 Rueil-Malmaison Cedex
Tel: +33.1.74.70.46.24
Fax: +33.1.41.39.00.22
franceinfo@uni-solar.com

German Office

United Solar Ovonic
Europe GmbH
Robert-Koch-Strasse 50
55129 Mainz
Tel: +49.6131.240.40.400
Fax: +49.6131.240.40.499
europeinfo@uni-solar.com

Italian Office

United Solar Ovonic Italy Srl
Via Monte Baldo, 14F
37069 Villafranca (VR)
Tel: +39.045.86.00.982
Fax: +39.045.86.17.738
italyinfo@uni-solar.com

www.uni-solar.com

A subsidiary of Energy
Conversion Devices, Inc.
(Nasdaq: ENER)

Your UNI-SOLAR® Distributor: